

ONLEVE

ZÁBRADLÍ ZE SKLA

TL-5010

1.0 kN Top Mount

The One and Only.

The TL-5010 M-profile is the one and only solution for applications on insulated flat roofs and for clamp mounted installation on hollow facades. The mounting post can be adjusted individually. The optimum stiffeners in the profile enable a length of 2.5 metres with only 3 fixing points. This is extremely efficient and cost-saving, especially when it comes to sealing roofs and facades.

As a matter of fact, the profile is suited both for interior and exterior applications. It can withstand a linear load of more 1.0 kN and is appropriate for glass thicknesses between 12 mm and 21.52 mm.

Essential Features

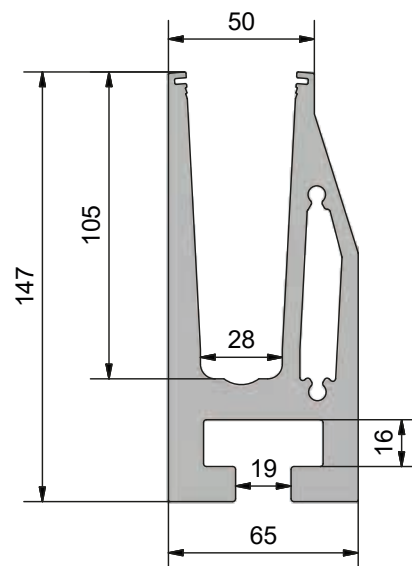
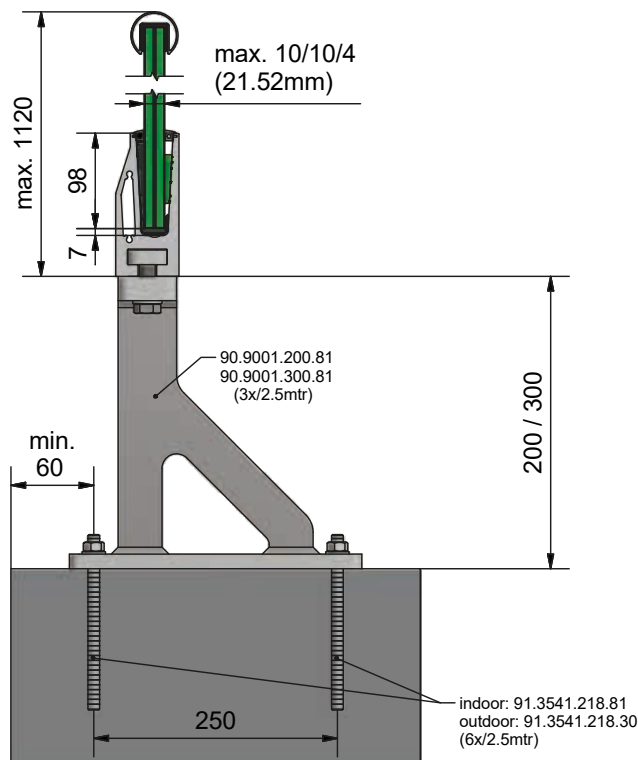
- | Only 3 fixing points required on 2500 mm
- | **ONLEVEL** FLEXFIT Glass Adjustment Tool
- | Extension pin holes
- | Drainage holes
- | Suitable for roof installation
- | Integrated multifunctional sophisticated chamber
- | For glass thicknesses between 12 - 21.52 mm




TESTED
according to
BS6180

CE EN1090-1
EN1090-3
EXC 3

riba
product
selector





Integrated multifunctional
sophisticated chamber

Ideally suited for use on
insulated flat roofs

Only 3 fixing points required on
2500 mm



Top mount

TL-5010 | 1.0 KN TOP MOUNT

Glass profile



- | Height: 147 mm
- | Width 65 mm
- | Sales unit: 1 piece

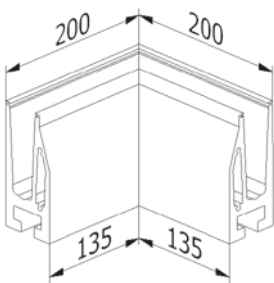
| Model 5010 | Plain aluminium |
|------------|-----------------|
| Length | Art. no. |
| 5000 | 10.5010.005.11 |

Inside corner 90°



- | Side length inside: 135 mm
- | Exterior side length 200 mm
- | Sales unit: 1 piece

| Model 5010 | Plain aluminium |
|------------|-----------------|
| | Art. no. |
| | 10.5010.300.11 |

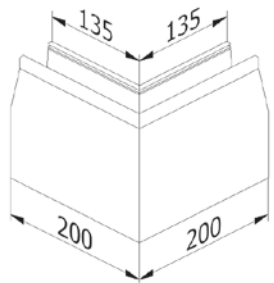


Outside corner 90°



- | Side length inside: 135 mm
- | Exterior side length 200 mm
- | Sales unit: 1 piece

| Model 5010 | Plain aluminium |
|------------|-----------------|
| | Art. no. |
| | 10.5010.350.11 |

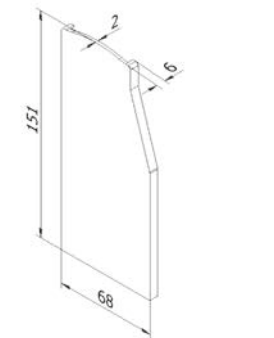


End cap, left



- | For use on the left
- | Sales unit: 1 piece

| Model 5010 | Plain aluminium |
|-------------|-----------------|
| Application | Art. no. |
| left | 10.5010.400.11 |

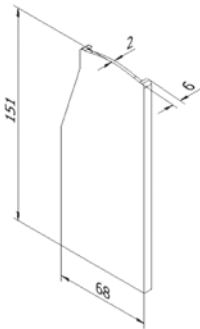


TL-5010 | 1.0 KN TOP MOUNT

End cap, right



| For use on the right
| Sales unit: 1 piece

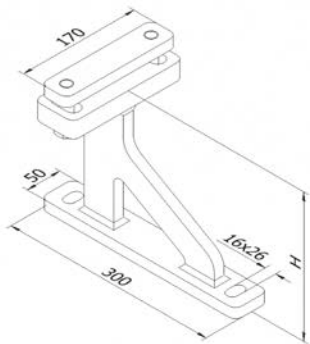


| Model 5010 | Plain aluminium |
|-------------|-----------------|
| Application | Art. no. |
| right | 10.5010.450.11 |

Posts



| Length: 300 mm
| Width 170 mm
| Required number per 2500 mm: 3 pieces
| Sales unit: 2 pieces

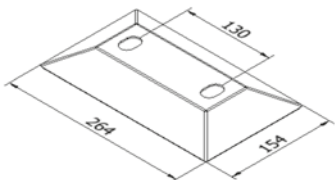


| Model 9002 | zinc-plated steel (inside) |
|------------|----------------------------|
| Height: | Art. no. |
| 200 mm | 90.9002.200.81 |
| 300 mm | 90.9002.300.81 |

Drainage cover for post



| Length: 264 mm
| Width 154 mm
| Required number per 2500 mm: 3 pieces
| Sales unit: 4 pieces

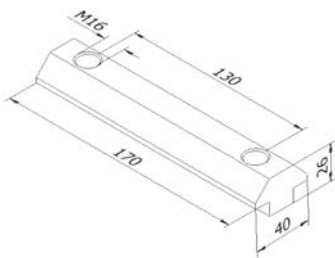


| Model 9003 | zinc-plated steel (inside) |
|------------|----------------------------|
| | Art. no. |
| | 90.9003.170.81 |

Mounting block.



| Length: 170 mm
| Height: 15 mm
| Width 40 mm
| M16
| Required number per 2500 mm: 3 pieces
| Sales unit: 2 pieces



| Model 7004 | zinc-plated steel (inside) |
|------------|----------------------------|
| | Art. no. |
| | 90.7004.170.81 |

TL-5010 | 1.0 KN TOP MOUNT

Extension pin



- | Length: 40 mm
- | Diameter: Ø 6 mm
- | Sales unit: 8 pieces

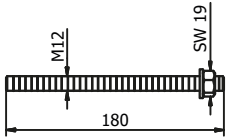
| Model 7001 | AISI 316 (inside & outside) |
|----------------|-----------------------------|
| Art. no. | |
| 90.7001.640.31 | |

Fischer fixing anchor RG M12x180



- | Finish interior application: zinc-plated steel (inside)
- | Finish exterior application: V4A (exterior)
- | Required number per 2500 mm: 6 pieces
- | Injection mortar (91.3000.010.00) is sufficient for ± 18 anchors
- | M12
- | Sales unit: 10 pieces

| Model 3541 | zinc-plated steel (inside) | AISI 316 (exterior) |
|----------------|----------------------------|---------------------|
| Art. no. | | Art. no. |
| 91.3541.218.81 | | 91.3541.218.30 |

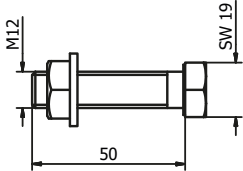


Fixing anchor steel



- | Finish interior application: zinc-plated steel (inside)
- | Finish exterior application: V4A (exterior)
- | Required number per 2500 mm: 6 pieces
- | M12 x 50 mm
- | Sales unit: 6 pieces

| Model 5010 | zinc-plated steel (inside) | AISI 316 (exterior) |
|----------------|----------------------------|---------------------|
| Art. no. | | Art. no. |
| 91.5010.050.81 | | 91.5010.050.30 |



TL-5010 | 1.0 KN TOP MOUNT

Application - lateral mounting

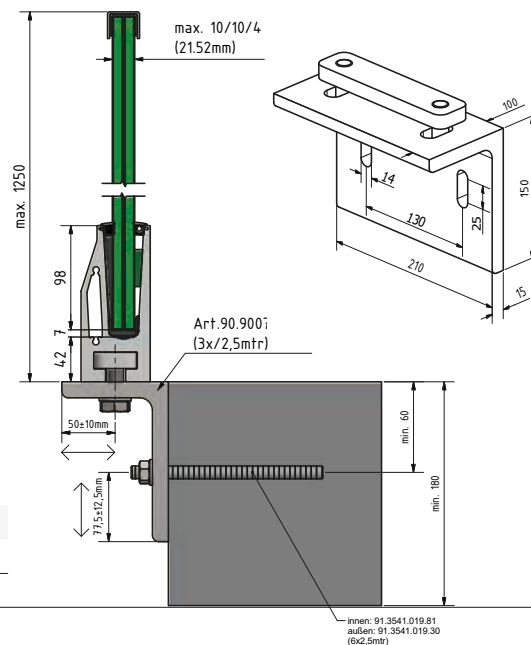


- | Dimensions: L 100 x 150 x 15 mm
- | Length 210 mm
- | Sales unit: 2 pieces

Model 9005 **zinc-plated steel (inside)**

Art. no.

90.9005.075.81



Application - U substructure

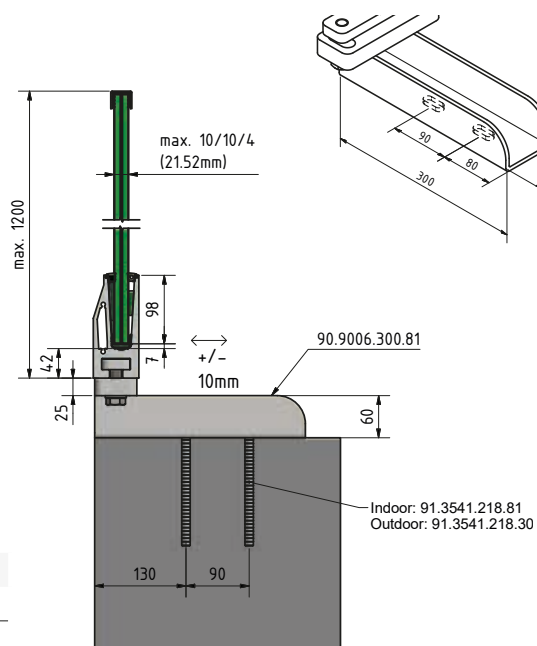


- | Dimensions: U 80 x 60 x 6 mm
- | Length: 300 mm
- | Sales unit: 2 pieces


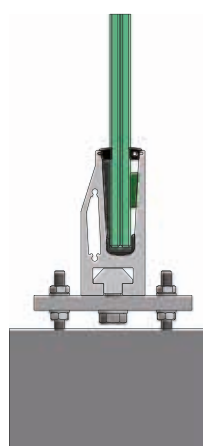
Model 9006 **zinc-plated steel (inside)**

Art. no.

90.9006.300.81



Application examples subject to prior static approval.



TL-5010 | 1.0 KN TOP MOUNT

FLEXFIT 1.0 kN



- | Fine adjustment of glass panes
- | For glass thicknesses between 12 - 21.52 mm
- | Adjustment of up to 34 mm in relation to the vertical axis
- | Pay attention to the right glass thickness!

| Length | | 2500 mm | 5000 mm | 25 mtr |
|---------------------------|--------------|----------------|----------------|----------------|
| Glass thickness | Wedge colour | Art. no. | Art. no. | Art. no. |
| 12 mm | black | 90.0502.112.00 | 90.0505.112.00 | 90.0525.112.00 |
| 6/6/2 (12.76 mm) | red | 90.0502.113.00 | 90.0505.113.00 | 90.0525.113.00 |
| 6/6/4 (13.52 mm) | grey | 90.0502.114.00 | 90.0505.114.00 | 90.0525.114.00 |
| 15 mm | yellow | 90.0502.115.00 | 90.0505.115.00 | 90.0525.115.00 |
| 8/8/2 (16.76 mm) | red | 90.0502.117.00 | 90.0505.117.00 | 90.0525.117.00 |
| 8/8/4 (17.52 mm) | green | 90.0502.118.00 | 90.0505.118.00 | 90.0525.118.00 |
| 19 mm | blue | 90.0502.119.00 | 90.0505.119.00 | 90.0525.119.00 |
| 10/10/2 (20.76 mm) | red | 90.0502.121.00 | 90.0505.121.00 | 90.0525.121.00 |
| 10/10/4 (21.52 mm) | green | 90.0502.122.00 | 90.0505.122.00 | 90.0525.122.00 |

CONNECT TECHNIQUE STANDARDISED SPECIAL SOLUTIONS.

Standards make our products so much more affordable for all applications. We make things easier and therefore more economic and accessible for everybody. Special applications for which the standard is not enough pose a special challenge. Thanks to our modelling possibilities and component combinations, we can easily meet customisation demands for our façade systems. **CONNECT TECHNIQUE** – standardised special solutions fitting your façade systems. And all this with a customer, quality and price focus – and still precisely tailored to your needs.

SIMPLY ONLEVELLICIOUS.





Chlebny, s. r. o.

Jana Palacha / Devotyho 1625

530 02 Pardubice

Česká republika

t +420 46 66 34 170

e info@chlebny.cz

i www.zabradlizeskla.cz